

REVISIONS:

REV.	REV. ISSUE
1	05/10/2022

203

**GALEWAY LUXURY
APARTMENTS**

LOCATED AT:
950 N POWERLINE ROAD,

950 N POWERLINE ROAD,
POMPANO BEACH FL 33069

1248 S ALHAMBRA CIRCLE
CORAL GABLES, FL 33146
(786) 554-9035
AIA 38052598
WWW.BURGOSLANZA.COM

**BURROPS
LANZA**
ARCHITECTS & PLANNERS
AA 26001519

ablor
urgos

ally signed by Pablo Burgos
cn=Pablo Burgos, o=Burgos
za & Assoc., ou=AR95925,
il=pburgos@burgoslanza.co
=US
e: 2022.05.11 15:49:29 -04'00'

TE	11/09/21
AWN	CR
JECT No.	2203
ALE	AS-SHOWN

ROUND FLOOR LIFE
SAFETY BUILDING # 2
SCALE 1/8" = 1' - 0"
SHEET 21

Sl 21

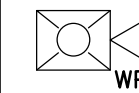
PZ22-12000008

8/17/2022

LEGEND:

1. CONNECT ALL EXIT SIGNS AND BATTERY PACKS IN EMERGENCY LIGHT FIXTURES AHEAD OF ANY LIGHTING CONTROL DEVICE FOR CONTINUOUS OPERATION OF THE BATTERY CHARGER.
2. MEANS OF EGRESS ILLUMINATION LEVEL, INCLUDING STAIRWELLS, SHALL NOT BE LESS THAN 1 FOOTCANDLE AT THE WALKING SURFACE AS REQUIRED BY FBC.

FIRE ALARM SYMBOL LEGEND:



HORN/STROBE WALL MOUNTED WEATHER PROOF,
AT 80" AFF TO BOTTOM



PULL STATION AT 48" AFF TO CENTER




SYMBOL KEY


B	←	OCCUPANCY
2,500	←	SQUARE FOOTAGE (SQUARE FEET)
1:100	←	OCCUPANT LOAD FACTOR
25	←	NUMBER OF OCCUPANTS

43	STAIR OPENING CLEAR WIDTH
44	MAXIMUM CAPACITY (0.3)
44	ACTUAL CAPACITY

DIRECTION OF EGRESS AND
OCCUPANT LOAD


WALL TYPES:

	CONC. BLOCK W/ STUCCO FINISH EXTERIOR AND 5/8" GYP. BD ON 2X2 P.T FURRING
	NON RATED MTL. STUD PARTITION
	1-HOUR RATED MTL PARTITION

 1-HOUR RATED MTL PARTITION WITH CONC. FILLED STEEL COLUMN (PROVIDE MASTIC COATING ON EXPOSED -NON PROTECTED STRUCTURAL STEEL PLATES & BASE. APPLICATION PER MANUFACTURER SPECIFICATIONS).

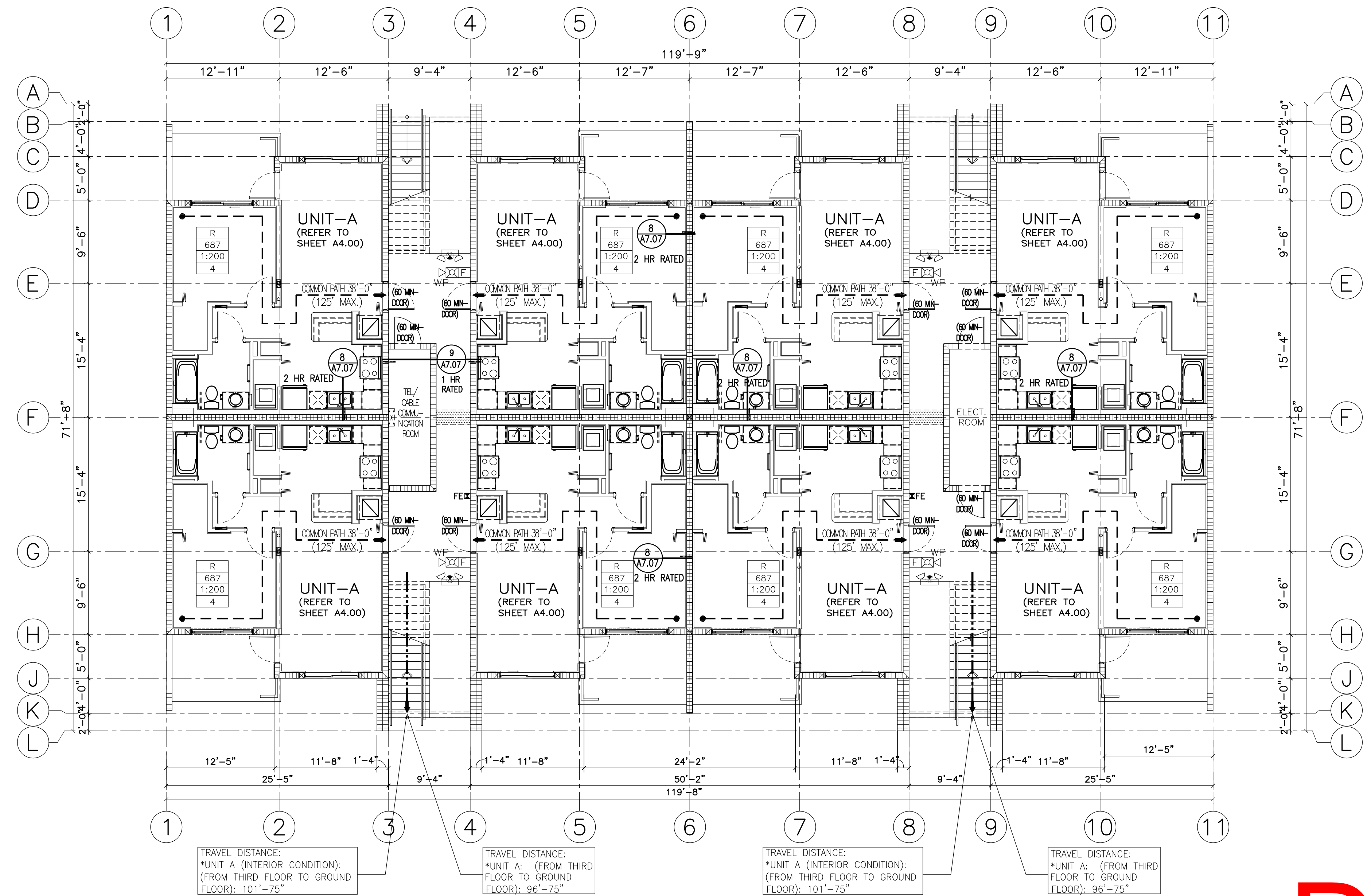
DOOR DESIGNATION
REFER TO DOOR SCHEDULE

WINDOW DESIGNATION
REFER TO WINDOW SCHEDULE

 DROP SOFFITS G.W.B. SOFFIT AT 8'-4" (U.O.N) A.F.F. WITHIN UNITS AND 8'-4" (U.O.N) A.F.F. BREEZEWAY CORRIDOR, METAL FRAME. REFER TO DETAIL 22/A7.03

F.E. PROVIDE FIRE EXT. 2A 40BC TYPE (FIRE EXTINGUISHER 10' COMPLY W/F.B.C. CHAPTER 36 F.F.P.C. 7.6.3.1 & N.F.P.A 10) MAXIMUM TRAVEL DISTANCE TO A FIRE EXTINGUISHER — 75 FT FOR ORDINARY HAZARD AREAS. FIRE EXTINGUISHERS SHOULD BE MOUNTED MINIMUM 4 INCHES AND MAXIMUM 5FT FROM FLOOR, IF FIRE EXTINGUISHER IS LESS THAN 40LB IN WEIGHT.

ALL INSULATION MATERIALS TO HAVE A FLAME SPREAD INDEX OF NOT MORE THAN 25 AND A SMOKE-DEVELOPED INDEX OF NOT MORE THAN 450. PER FBC 7th EDITION (2020), SECT 719.2



GROUND FLOOR PLAN - LIFE SAFETY - BUILDING #2

SCALE: 1/8" = 1'-0"